

General – BERINGER Products Cleaning

Général – Nettoyage des produits BERINGER




Revision	Date	Description	Author	Checked	Approved
0	3 Nov. 21	Creation			

Table of content

1 GENERAL 2

1 General

The aluminum parts are protected from corrosion by an anodizing coating. This thin coat does not protect against basic agent with pH > 9.

CAUTION: Cleaning the wheel and brake parts with basic agent may remove totally the anodizing coating

Acid agent may also attack the anodizing.

For cleaning the wheel and brake parts we recommend using only water and soap or dry clothes.

Protect the disc and pads from fluid contamination. If brake fluid contaminates the disc and pads do the next operations: change the brake pads for new ones and clean the disc.

Protéger le disque et les plaquettes de la contamination de fluide. Si le liquide contamine les plaquettes, remplacez-les et nettoyez le disque.

Brake pads are porous and cannot be cleaned if contaminated by the fluid, they must be replaced by new ones.

Clean the disc separately from the brake calipers, using thinner directly on the brake caliper will cause damage to the seals.

Les plaquettes de freins sont poreuses et ne peuvent pas être nettoyés si contaminés par le fluide, elles doivent être remplacées par des neuves. Nettoyer le disque séparément des plaquettes. Utiliser du dégraissant sur l'étrier peut endommager les joints.