


SensAIR App Connection

Revision	Description	Date	Approval
0	Creation	08.Mar.2023	

Summary

This Advisory is an addition to the existing BERINGER Wheel and Brake Servicing and Maintenance manuals. It describes troubleshooting with connection to Sensair.

Compliance

Compliance with this Service Bulletin is left to the Operator's Initiative.

	Europe	USA
Contact:	BERINGER AERO 30, rue Pierre-Georges LATECOERE 05130 TALLARD – FRANCE	BERINGER AERO USA 400 Birnie Street – Suite E Greenville, SC 29611
Technical Support:	+33 492 201 619 support@beringer-aero.com	(864)-214-4274 support@beringer-aero.us


1. EFFECTIVITY

All Sensairs with trouble connecting to the Sensair Application

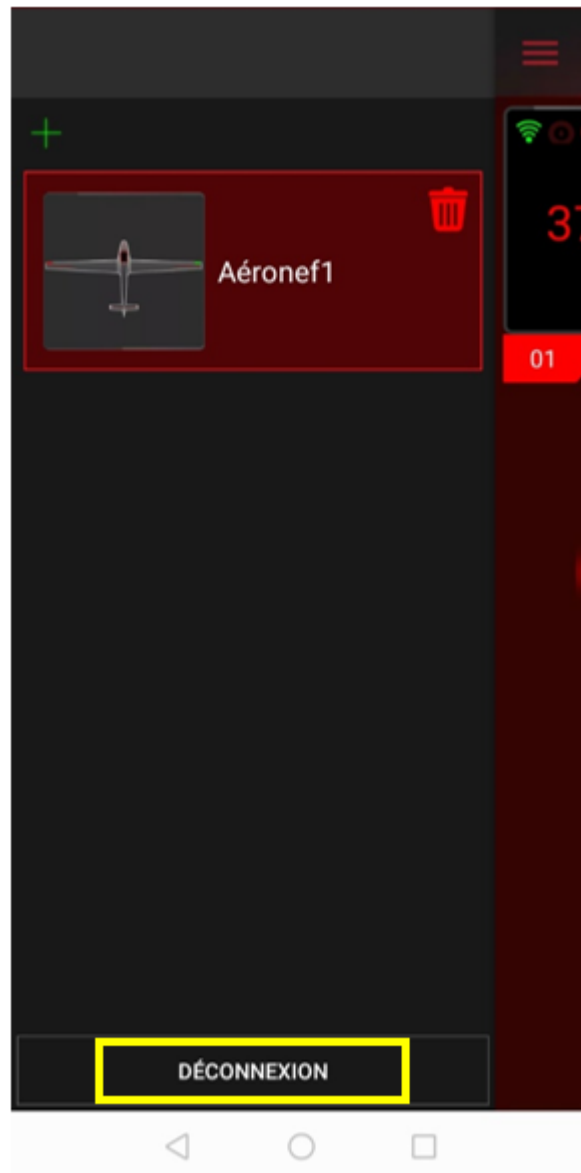
2. Instructions

In case of faulty connection to the Sensair application, first ensure your location settings are set to “always”.

If the app still doesn't connect, click on the option button on the upper left side



Then click on disconnection / logout



Then connect with password **BG-SA-010** instead of **BG-SA-020**

